

# *syngo.via* OpenApps User Guide

Your Gateway to Innovation!





## Prerequisites in *syngo.via*

- *syngo.via* **version VB30A or newer**



## Prerequisites for the Store

- *syngo.via* client needs to be **connected to internet**
- Store needs to be **available in your country**

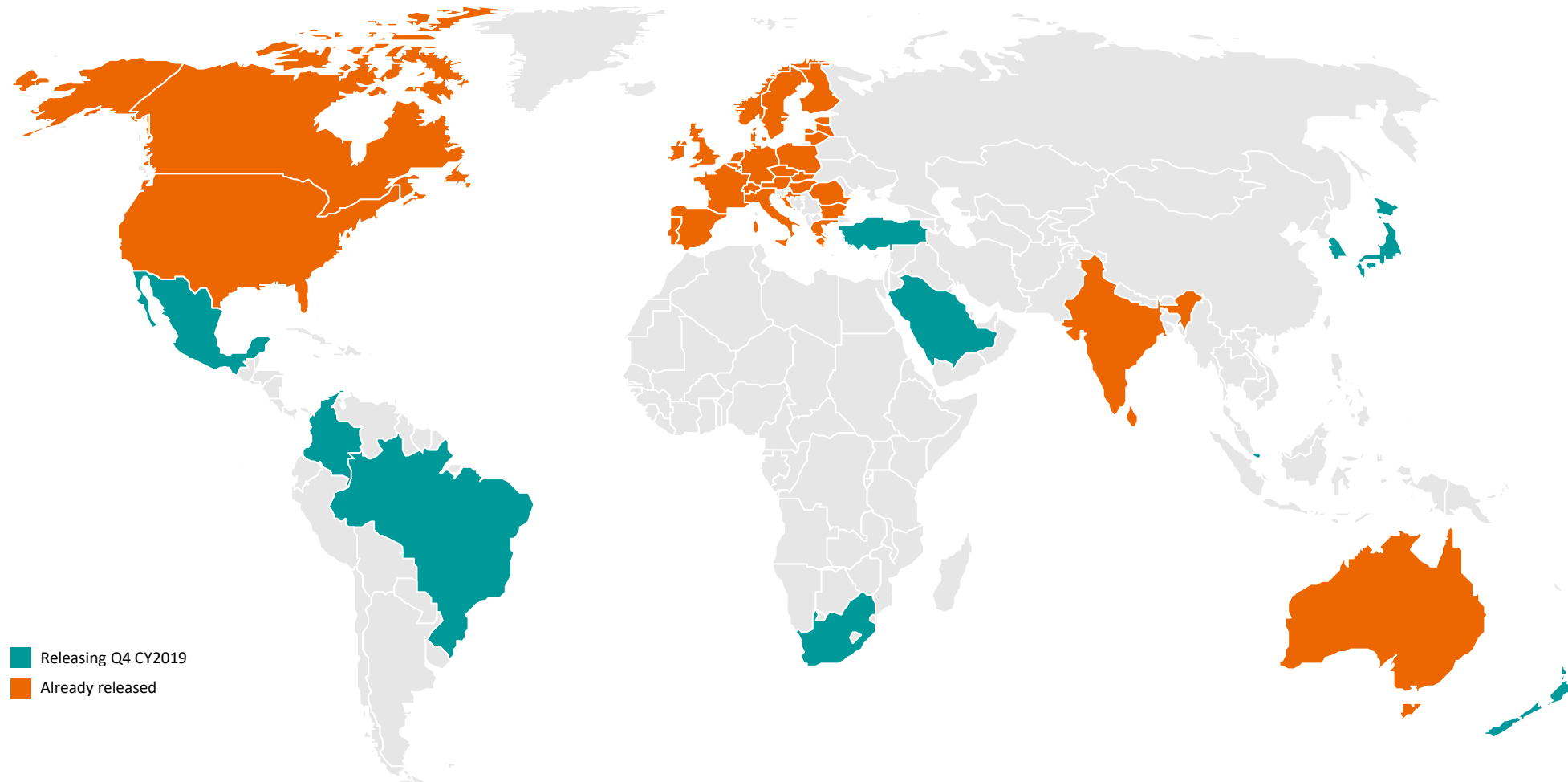


## Prerequisites for starting a **trial**

- **Siemens Healthineers Account registration**
- **Institution** needs to be **registered**
- User needs to be **Clinical Admin or IT-Admin** inside *syngo.via*\*

\* For systems older than VB30A\_HF04, user needs to have download rights in Siemens Healthineers Account

# Availability of *syngo.via* OpenApps



*syngo.via* and *syngo.via* OpenApps are not yet commercially available in all countries. Due to regulatory reasons, its future availability cannot be guaranteed. Please contact your local Siemens Healthineers organization for further information and availability outside these countries.

# Accessing Innovation in Three Easy Steps!

1.

Register for the Digital  
Marketplace



2.

Register/Affiliate with  
your Institution



3.

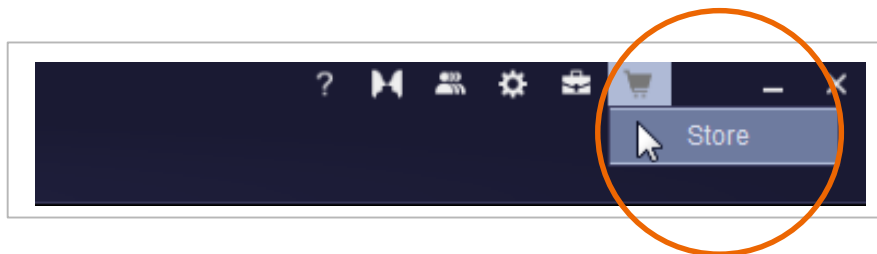
Access Offerings Depending  
on your User Role




## STEP 1

# Register for the Digital Marketplace

# Accessing *syngo.via* OpenApps



You can access the Digital Marketplace from within your *syngo.via* client by selecting “Store” (VB30) or “Digital Marketplace” in the **top-right corner of your *syngo.via***. You can also open it in your browser [here](#).



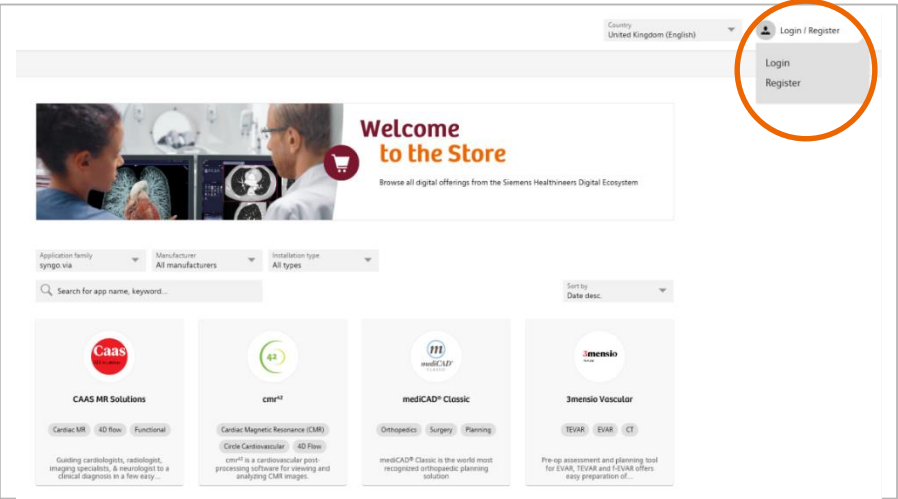
Apps will be pre-filtered depending on your location and you will only see the on-premise applications for *syngo.via*. Feel free to change the filters.

We are continually making the Digital Marketplace available in more and more countries. If it is not available in your region yet, please contact your Siemens Healthineers Account Manager to discuss, if we can make a partner-app available to you.

# Registering for *syngo.via* OpenApps

There are two way to register for *syngo.via* OpenApps.

1. You can log in/register using the home page of the [Digital Marketplace](#).



### Register

Register for your teamplay account in order to proceed.

Email\*

First name\*

Last name\*


Password\*

Retype password\*

Country

☐ I accept the [teamplay Data Privacy Policy](#)

Retype the characters from the picture:



I'm not a Robot

2. Alternatively, you will automatically be asked to log in/register when you try to download a trial or request a quote.



### Please login to continue

Already a registered user? Login using your account details.

Not a user yet? Joining is free, [just register here!](#)

# Verifying your Registration and Activating your Account

After registration, the you will receive a confirmation email with a link, that will verify your registration.

Welcome to Siemens Healthineers

Welcome to Siemens Healthineers! It is nice to see you here. We have received your registration, now all you need to do to explore the Siemens Healthineers platform is click on the button below:

Activate

In case you are interested in our on-premise solutions for *syngo.via* and are experiencing difficulties affiliating with or registering your institution, please click on the link below.

syngo.via OpenApps support

Thanks,  
Your Siemens Healthineers team

Contact Us Privacy Policy

If the button is not working please copy the following link:  
<https://auth.eu.api.teamplay.siemens.com/u/email-verification?ticket=awtmzORrjISRQs57KSbMNCnTd7eJIV8C#&localeCode=en-US>

Login

Activation Successful

Email\*  
Junior.Physician@via\_Testclinic.com

Password\*  
Forgot password?

Login or log in with your Siemens Healthineers account.

Don't have an account? Get your teamplay account.

Please click on „Activate“ to simply activate your account and continue to page 9 of this guide to log on using your *syngo.via* and register/affiliate with your institution.

Unbenannt - Nachricht (HTML)

Bitte füllen Sie das folgende Formular aus, bevor Sie die E-Mail versenden. Nach dem Absenden erhalten Sie innerhalb der nächsten Tage eine E-Mail, die Sie zur digitalen Marktplatz-Verwendung einlöst.

Drei einfache Schritte zu gehen:

1. Setzen Sie ein [x] für Ja in front of the following sentences:  
Yes [ ] I want to activate my Healthineers account and ask you to create my institution or affiliate me to my institution if it already exists.
2. Provide Name and Address of your institution:  
< add address and name of your institution here (your mail signature may be sufficient - please attach) >  
< add syngo.via series ID here if known >
3. Let us know anything specific:  
If we have to know something special for setting you up, please drop us a comment or a phone number where we can reach you.

best regards

SHS internal reference - please do not change  
ticket=mbQU7ZulvepGg9Ow4B908FwYzhent

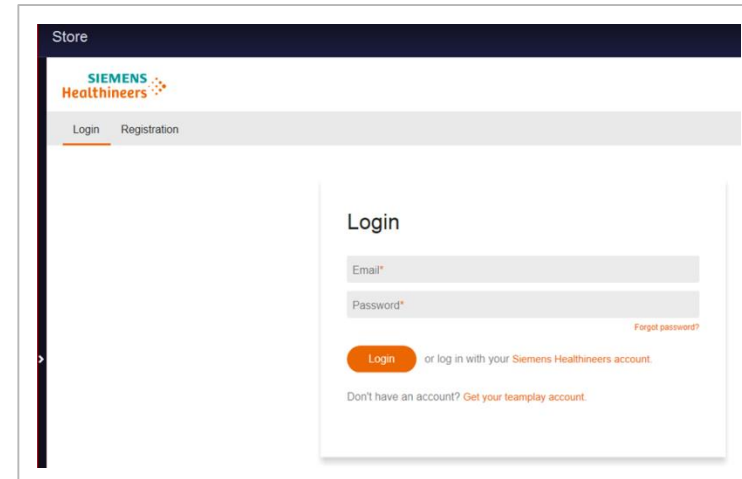
Should you encounter any difficulties with the institution registration/affiliation, this button will automate a notification to us. Please provide all information requested in email-form that opens and we will do our best to assist you!



# Logging-On Using Your *syngo.via*

To ensure you can install our on-premise solutions, please log-on from your *syngo.via*.

Next, please open the Digital Marketplace from within *syngo.via* again.  
Now you can log-in using the password you have defined during registration.

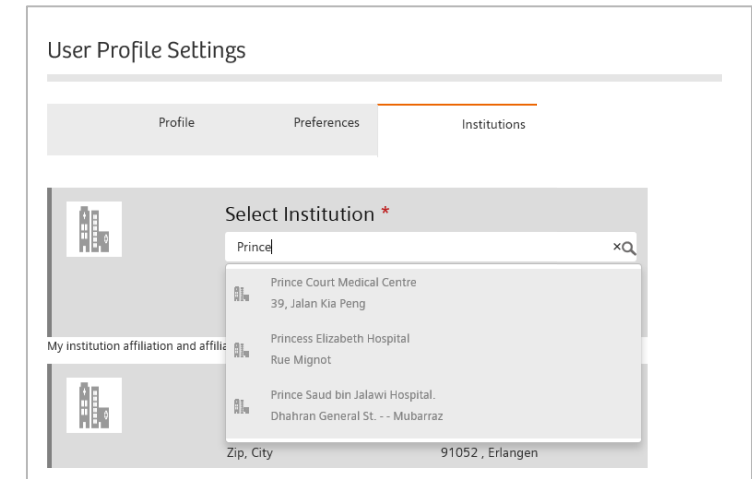
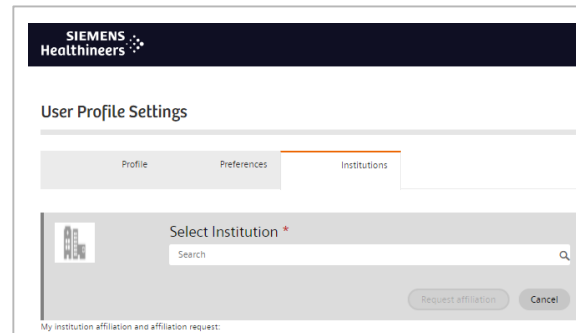
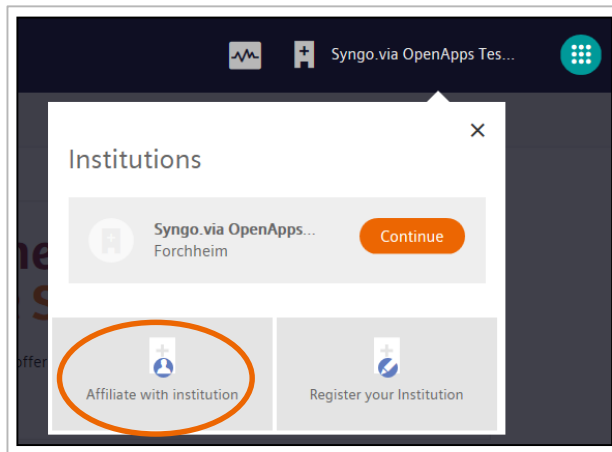


## STEP 2

# Register/Affiliate with your Institution

# Find Your Institution

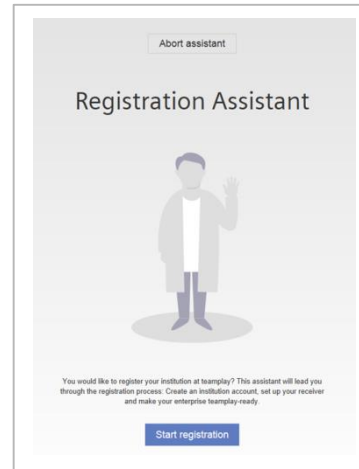
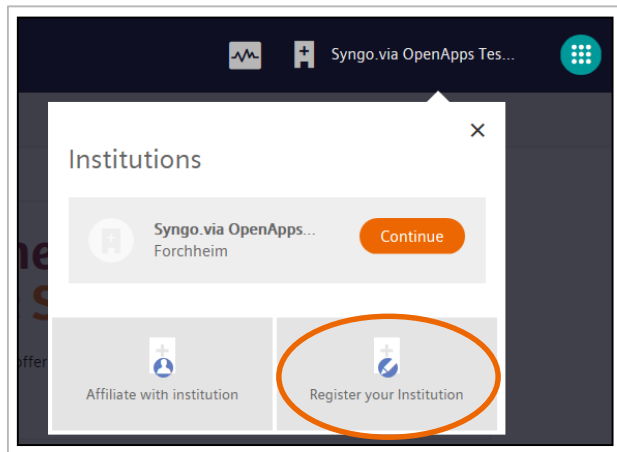
To download trials and request quotations, your institution needs to be registered. Before you register your facility, please first check if it has already been signed-up for the Digital Marketplace.



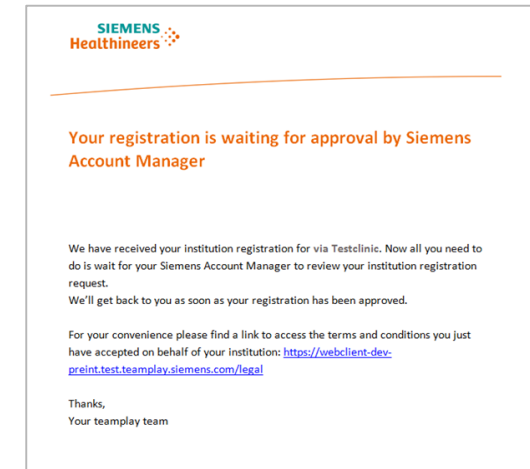
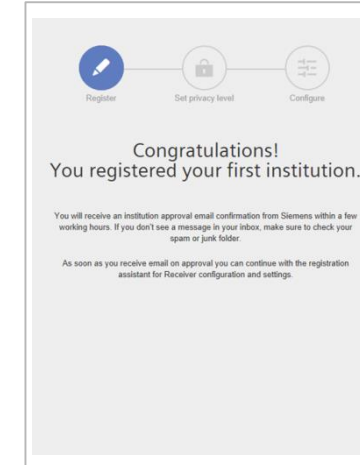
If you are able to find your institution, please continue on page 14 to start the affiliation process. If you cannot find your institution, continue on page 12 to register it.

# Register Your Institution

Please register your institution or medical facility, if no one else has already done so.  
(If your institution is already registered, continue on page 13).

A screenshot of the 'Register your Institution' form. It includes fields for 'Area', 'Region', and 'Country'. Below the form, there are checkboxes for 'I have read and accept the Terms and Conditions' and 'I have read and accept the teamplay Master Service Agreement'. The 'Terms and Conditions' checkbox is highlighted with an orange circle.

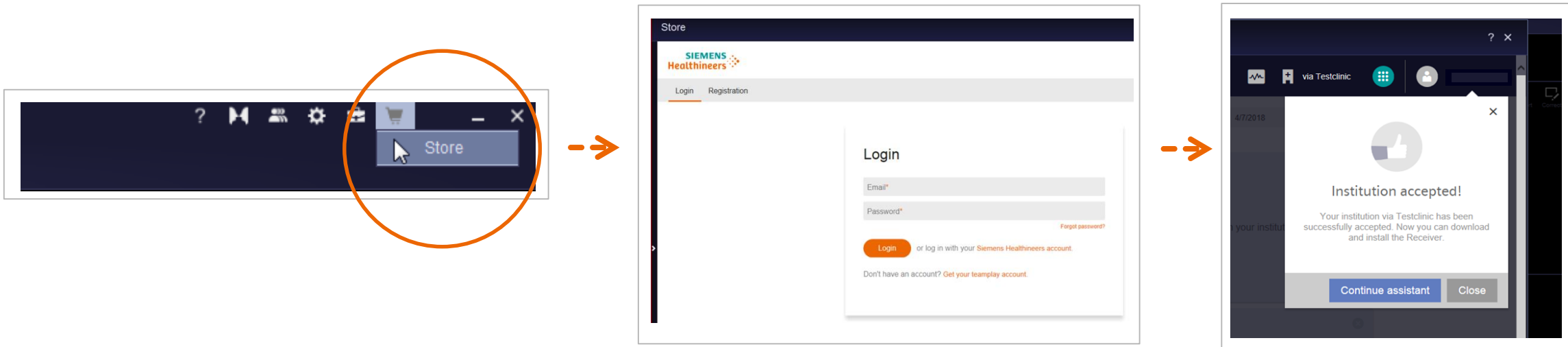
Please **only** agree to “Terms & Conditions”. If you do not wish to install teamplay as well, you don’t have to accept the “Teamplay Master Service Agreement”.



You will consequently receive an email that you request for approval. After approval, you will become the Institution Admin.

# Register Your Institution (Continued)

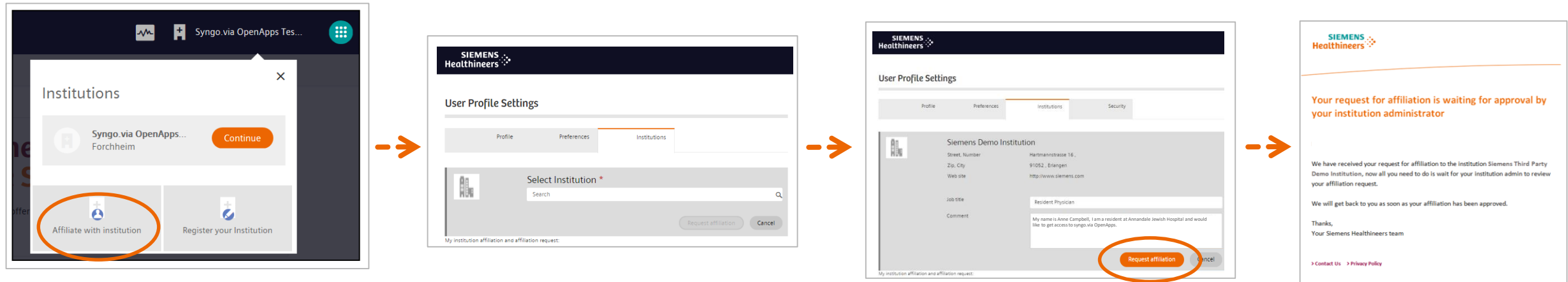
The Approval might take several days. You will receive an email notification when it has been granted.  
Now open the Digital Marketplace from within *syngo.via* and log in using your password.  
Please do not follow the link in the email.



You are now ready to access the offerings of the Digital Marketplace (please continue on page 15)!

# Affiliate with Your Institution

If your institution is already registered, simply affiliate with your institution.  
Your request will be approved by your Institution-Admin (The person that created your institution account).



Please include your job-title and a short comment so your institution-admin knows who the request was sent by.

You will consequently receive an email that your request is waiting for approval.  
This might take 24-36h.  
Afterwards, you will receive another confirmation email.

## STEP 3

# Access Offerings Depending on your User Role

# Download a Free 3-Month Trial License

Once you have created an account and registered your institution, you will be able to request and start trials. During the 90-day trial period, you will receive a quote from the 3<sup>rd</sup>-party provider.

## Requesting a Trial

**Caas** CAAS MR 4D Flow <img alt="arrow icon" data-bbox="215 378 225 395"/>  
Fast and accurate visualization and evaluation of 4D blood flow in cardiovascular structures (e.g. aorta), based on MRI datasets, no contrast agent needed.  
developed and sold by Pie Medical Imaging BV 1)

Request Quotation  
**Request trial**

The screenshot shows the software interface with three main panels: a large empty area on the left, a central panel displaying a cross-sectional MRI scan of a heart, and a right panel showing a 3D color-coded flow visualization of the aorta. Below the central panel are three smaller thumbnail images. The 'Request trial' button is highlighted with an orange circle.

Trials can only be downloaded and started by clinical admins. Non-admins can request a trial, which has to be approved the clinical admin.

## Starting a Trial

**Caas** CAAS MR 4D Flow <img alt="arrow icon" data-bbox="635 378 645 395"/>  
Fast and accurate visualization and evaluation of 4D blood flow in cardiovascular structures (e.g. aorta), based on MRI datasets, no contrast agent needed.  
developed and sold by Pie Medical Imaging BV 1)

Request quotation **Start trial**

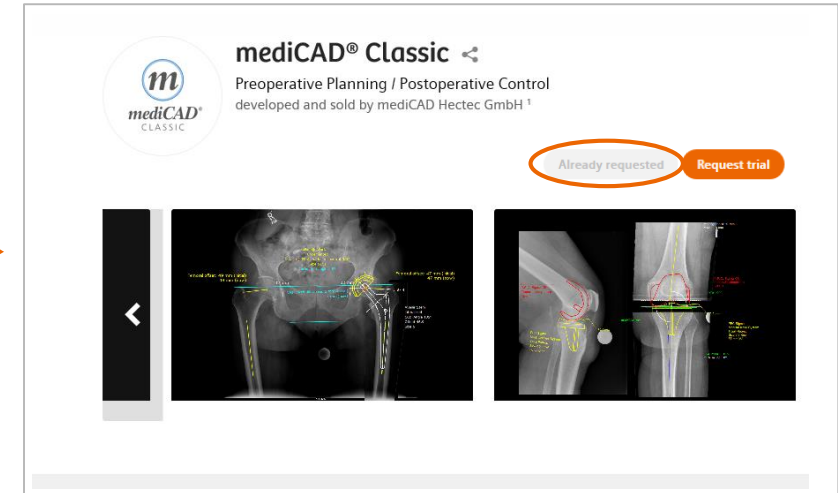
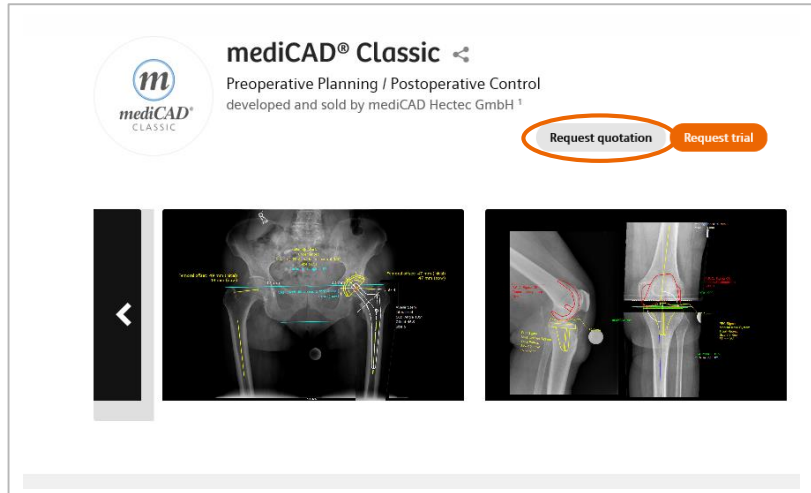
The screenshot shows the same software interface as the previous one, but the 'Start trial' button is highlighted with an orange circle.

Once the trial is started, both Siemens Healthineers' terms and conditions as well as the 3<sup>rd</sup>-party provider's terms and conditions apply. The free trial-version does not incur any contractual obligations or any need for active cancellation.



# syngo.via OpenApps – Request a Quotation

You can also purchase applications from the Digital Marketplace.  
To do so, request a quotation from the 3<sup>rd</sup>-party provider.



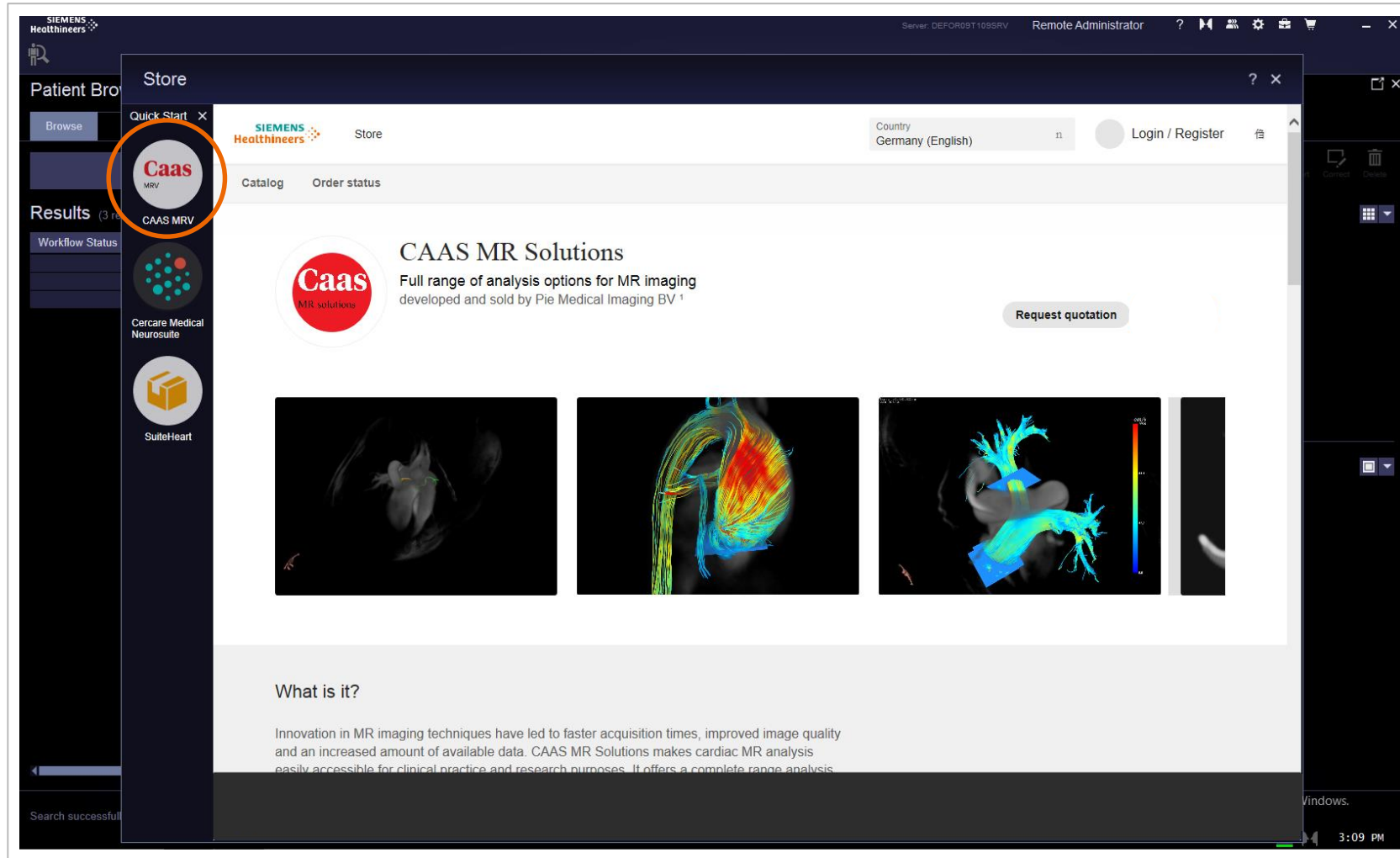
By using the "Request Quotation"-button, you will trigger an email to the 3<sup>rd</sup>-party provider, who will contact your institution.

Please provide your information so our team can reach out to you.

Afterwards, the "Request Quotation"-button will turn grey.

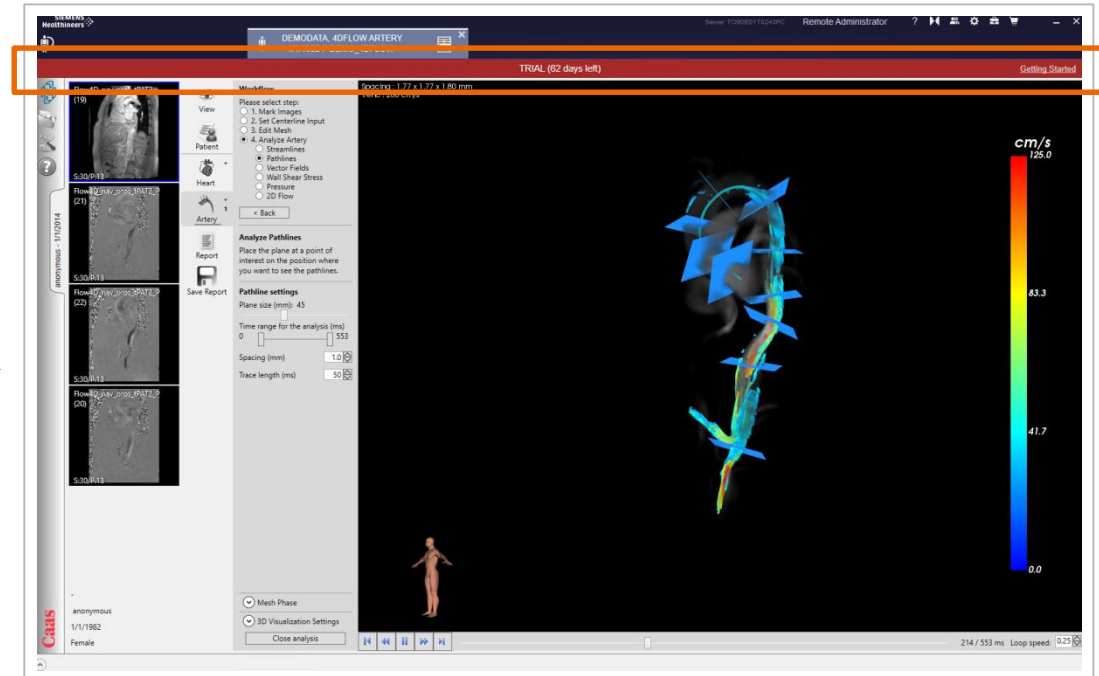
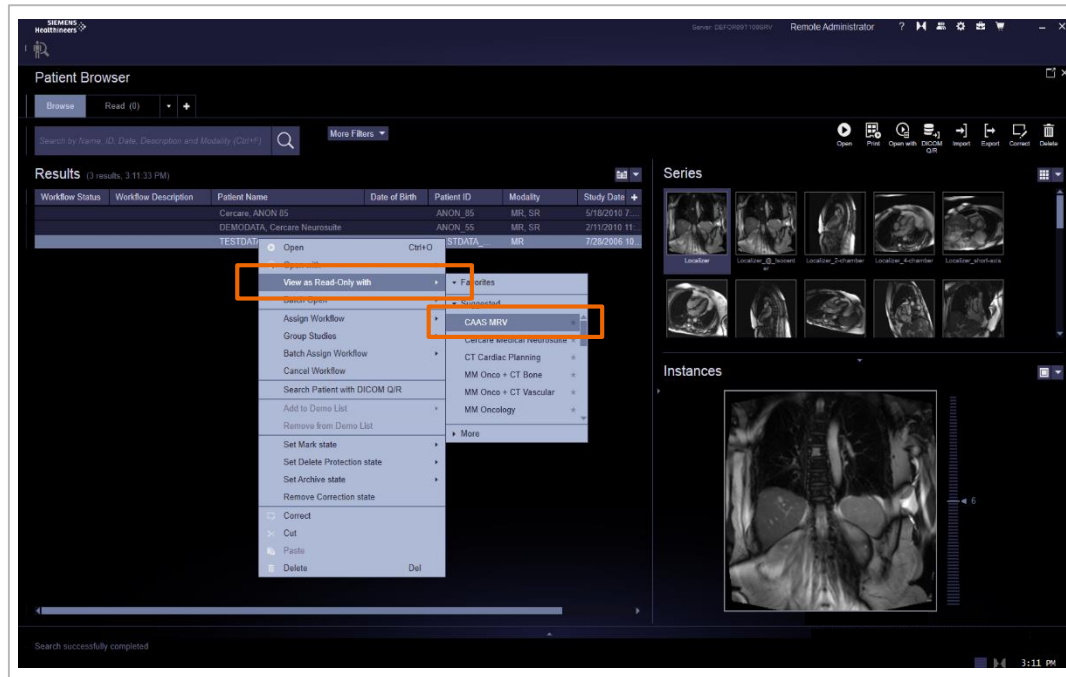
# Access the Applications from your *syngo.via*

The Quick Start panel within your *syngo.via* will expand after you have successfully installed the trial.



# syngo.via OpenApps Workflow Integration

After the download, the application is listed alongside the other workflows in the Patient Browser.  
Automatic assignment rules can be configured in the Administration Portal.



The red banner above your work-area displays the number of days you have left on this trial.

---

**Siemens Healthineers**

Syngo

Siemens Healthcare GmbH

Siemensstrasse 3

91301 Forchheim, Germany

[siemens-healthineers.com](https://www.siemens-healthineers.com)

---