

## 2024 Quarter 2 Advanced Book Information

### Featured Titles

May-24 Neck Rejuvenation: Surgical and Nonsurgical Techniques, 1<sup>st</sup> Edition

May-24 Spinoplastic Reconstruction, 1<sup>st</sup> Edition

Jun-24 NANDA International Nursing Diagnoses: Definitions and Classification, 2024–2026, 13<sup>th</sup> Edition

### Neurosurgery Titles

Jun-24 Spinal Deformities: The Comprehensive Text, 2<sup>nd</sup> Edition

### Plastic Surgery Titles

May-24 Dallas Rhinoplasty: Nasal Surgery by the Masters, 4<sup>th</sup> Edition


### Other Titles

Mar-24 Science of Synthesis: DNA-Encoded Libraries, 1<sup>st</sup> Edition

### Additional Information

[Out of Print Jan-Mar 2024](#)

[Representatives & Exclusive Distributors](#)



Lin/Slavin (Eds.)  
**Neck Rejuvenation**

2024.  
approx. 208 pp., approx. 289 illus., hardcover  
7.000 X 10.000 IN  
ISBN 978-1-62623-963-0 (Print)

Publication date: May 22, 2024

RRP approx. 219,99 € [D]  
RRP approx. US\$ 239.99

also available as eBook:

### A comprehensive guide to neck rejuvenation techniques from multidisciplinary experts

A lifetime of facial expression, elastosis, gravitational forces, and tissue atrophy have a significant impact on the appearance of the neck. As such, neck rejuvenation is one of the most commonly performed aesthetic surgical procedures in the world, with more than 160,000 performed in the U.S. alone in 2020.

*Neck Rejuvenation: Surgical and Nonsurgical Techniques* edited by Samuel J. Lin and Sumner A. Slavin reflects many decades of surgical and patient management experience, with contributions from distinguished surgeons across three specialties and many countries.


Successful rejuvenation of the neck and its supporting structures requires in-depth anatomical knowledge, solid comprehension of the aesthetic principles of the neck, mastery of surgical and nonsurgical approaches, and an understanding of patient goals. The book starts with a chapter summarizing major surgically relevant anatomical structures pertinent to rejuvenation of the neck and its supporting tissues. Throughout the subsequent 14 chapters, internationally renowned specialists present a full spectrum of patient-targeted treatments focused on restoring a youthful neck appearance.

### Key Highlights

- Cutting-edge surgical procedures utilized by leaders in plastic surgery, facial plastic surgery, and dermatology to improve neck contour and skin quality
- Nonsurgical solutions tailored to address each patient's unique issues, including cosmeceuticals, lasers and energy-based devices, neuromodulators, dermal fillers, deoxycholic acid, and cryolipolysis
- Complication prevention and management strategies for hematoma, skin necrosis, infection, nerve injury, dystonia, and scars
- Advanced treatments for neck rejuvenation demonstrated in 13 intraoperative videos

This unique resource provides seasoned and trainee aesthetic surgeons with the foundation to personalize surgical and nonsurgical approaches, thereby enhancing the ability to deliver optimal results while minimizing complications.

This book includes complimentary access to a digital copy on <https://medone.thieme.com>.



Ropper et al. (Eds.)  
**Spinoplastic Reconstruction**

2024.  
approx. 338 pp., approx. 227 illus., hardcover  
8.500 X 11.000 IN  
ISBN 978-1-68420-501-1 (Print)

Publication date: May 22, 2024

RRP approx. 214,99 € [D]  
RRP approx. US\$ 229.99

also available as eBook

### The essential multidisciplinary spine reference on optimizing complex bony and soft tissue reconstruction

Lessons learned from soft tissue reconstruction, wound healing, and infection prevention in plastic surgery and bony arthrodesis strategies and spinal alignment in orthopaedic surgery and neurosurgery have merged to create a new field of surgery.

*Spinoplastic Reconstruction*, edited by Alexander E. Ropper, Sebastian J. Winocour, Michael A. Bohl, and Edward M. Reece provides in-depth discussion of multidisciplinary techniques and complication management in complex bony and soft tissue reconstruction, with the goal of improved outcomes for spine surgery patients.


This textbook encompasses the nomenclature, indications, evidence-based techniques, outcomes, and alternatives that laid the groundwork for spinoplastic surgery. Organized into nine sections and 42 chapters, the book begins by delineating the historical and future relevance of multidisciplinary surgery and advent of spinoplastic surgery to ease the growing global disease burden of spine disease. The second section discusses applied anatomy, biomechanics, and bony spinal stability. Sections three to nine provide detailed discussion and pearls on bone healing, bone adjuncts, perioperative management, surgical spine exposures, vascularized autologous bone grafts and flaps, soft tissue spinal reconstruction, and complication management.

#### Key Features

- Contributions from an impressive group of multidisciplinary spinoplastic surgery founders and innovators exemplifies the ethos of this emerging field
- Traditional and novel approaches for managing common challenges in spine surgery, including pseudoarthrosis and wound infection
- High-quality operative photos, illustrations, and 12 videos provide visual understanding of spinal anatomy and techniques
- Tables, diagrams, and end-of-chapter key points enhance knowledge acquisition and retention

This unique resource provides spine surgeons with a better understanding of the tenets of soft tissue reconstruction and plastic surgeons with a clearer understanding of the challenges faced in complex spine surgery, thereby improving collaborative patient management.

This book includes complimentary access to a digital copy on <https://medone.thieme.com>.



NANDA International/Herdman/Kamitsuru/Lopes (Eds.)  
**NANDA International Nursing Diagnoses**

2024. 13th Ed.  
 684 pp., 10 illus., softcover  
 6.000 X 9.000 IN  
 ISBN 978-1-68420-601-8 (Print)

Publication date: June 12, 2024

RRP 69,99 € [D]  
 RRP US\$ 74.99

also available as eBook

### The quintessential guide to nursing diagnoses from NANDA-I experts in new updated edition

Fully updated and revised by editors T. Heather Herdman, Shigemi Kamitsuru, and Camila Takáo Lopes, ***NANDA International Nursing Diagnoses: Definitions and Classification, 2024-2026, 13th Edition*** is the definitive guide to nursing diagnoses, as reviewed and approved by the NANDA International (NANDA-I) Diagnosis Development Committee (DDC). In this new edition of a seminal text, the editors have provided a more in-depth discussion on diagnosis and its linkage to assessment, using Kamitsuru's Tripartite Model of Nursing Practice to differentiate between interdependent interventions based on medical and organizational standards of care, and autonomous nursing interventions based on nursing standards of care. Functional Health Patterns are used as an assessment framework to guide nurses in collecting relevant data to drive accuracy in nursing diagnosis. Ontology, classification and taxonomy are described, and the axial structure of our diagnoses – which has seen significant revision – is explained in detail. An overview on all changes and revisions in the classification is provided, along with updated research priorities and future foci for the Diagnosis Development Committee and the NANDA-I Association.


#### Additional Key Updates

- 56 new nursing diagnoses and 123 revised diagnoses
- Revised diagnostic indicators to decrease ambiguity and improve clarity
- Updated Axes with consistent assignment of axis values to each diagnosis
- Assignment of US National Library of Medicine, Medical Subject Headings (MeSH®) terms to provide standardized definitions and ensure consistent understanding
- Revised level of evidence criteria to ensure future diagnoses remain at an appropriate level of evidence to represent the current strength of nursing knowledge
- Web-based resources include reference lists for all new and revised diagnoses

Rigorously updated and revised, the new edition of this acclaimed text is a must-have resource for all nursing students, professional nurses, nurse educators, nurse informaticists, nurse researchers, and nurse administrators.

This book includes complimentary access to a digital copy on <https://medone.thieme.com>.

**Previous edition** 978-1-68420-454-0 / February 15, 2021



DeWald/DeWald (Eds.)  
**Spinal Deformities**

2024. 2nd Ed.  
approx. 878 pp., approx. 1068 illus., hardcover  
8.500 X 11.000 IN  
ISBN 978-1-62623-372-0 (Print)

Publication date: June 12, 2024

RRP approx. 274,99 € [D]  
RRP approx. US\$ 299.99

also available as eBook

### The definitive authoritative textbook on spinal deformities from the Scoliosis Research Society

*Spinal Deformities: The Comprehensive Text, Second Edition*, edited by renowned spinal deformity surgeons Christopher J. DeWald and his father Ronald L. DeWald, is a long-awaited, authoritative, one-stop resource that covers the breadth and depth of this specialized field. The first edition textbook edited by Ronald L. DeWald attempted to help formulate a Scoliosis Research Society (SRS) core curriculum for spinal deformity to meet the educational needs of both aspiring and seasoned spine deformity surgeons. This second edition edited by father and son expands and reorganizes the core curriculum concept. Since the publication of the first edition in 2003, significant advancements have been made in this field. This book reflects greater understanding of the mechanics of correction, new implants and techniques that improve three-dimensional correction, emergence of innovative growing constructs for early-onset scoliosis, and introduction of minimally invasive and nonfusion approaches.

The textbook features 81 chapters organized into six comprehensive sections: Spinal Anatomy and Evaluation, Spinal Pathologies, Pediatric and Adolescent Spinal Deformity, Adult Spinal Deformity, Spondylolisthesis, and Surgical Considerations and Complications. From perioperative management to intraoperative neuromonitoring techniques, the authors share strategies to enhance patient safety and optimize surgical outcomes. Greatly expanded content covers anatomy, etiologies, pediatric and adult deformities, surgical and nonsurgical treatments, and potential pitfalls.


#### Key Features

- Sponsored by the SRS, with 100% of contributions from members, including senior surgeons
- Step-by-step instructions on diagnosis, surgical planning, operating room setup, intraoperative techniques, and management of complex complications
- Thirty-six videos covering major techniques enhance understanding of surgical procedures and facilitate acquisition of practical skills

This comprehensive reference and practical guide is essential reading for all spine deformity surgeons, from residents and fellows to more advanced practitioners.

This print book includes complimentary access to a digital copy on <https://medone.thieme.com>.

**Previous edition** 978-1-58890-089-0 / March 15, 2003



Rohrich/Ahmad/Adams Jr. (Eds.)  
**Dallas Rhinoplasty**

2024. 4th Ed.  
 714 pp., 1623 illus., hardcover  
 8.500 X 11.000 IN  
 ISBN 978-1-68420-522-6 (Print)

Publication date: May 22, 2024

RRP 374,99 € [D]  
 RRP US\$ 399.99

also available as eBook

### The One-Stop, Comprehensive Rhinoplasty Guide from the Global Masters

The first edition of *Dallas Rhinoplasty: Nasal Surgery by the Masters* published in 2002 compiled the knowledge and concepts developed in large part by the original faculty of the Dallas Rhinoplasty Symposium led by Jack P. Gunter, MD. Now in its fourth edition, this widely acclaimed textbook has become the global educational rhinoplasty source and Nose Bible for Rhinoplasty! Edited by world-renowned rhinoplasty surgeon Rod J. Rohrich, with Jamil Ahmad and William P. Adams, Jr., the completely new edition features advances and innovations in rhinoplasty—from preservation to precision structural rhinoplasty finesse and techniques to proven problem-solving methods to achieve the best and most consistent results in rhinoplasty.

Consolidated in one easy-to-read volume, the new edition is organized into 12 parts, 68 chapters, and includes more than 120 videos. Each chapter is referenced as a standalone resource for rapid learning of specific techniques. This edition features advances in the field, but the goal remains true to the original edition—to help nasal surgeons achieve consistent results using careful preoperative analysis, precise operational planning, meticulous intraoperative execution, and long-term follow-up with critical evaluation of results.


#### Key Highlights

- Clinical pearls from the key global rhinoplasty experts
- Key points, tables, Gunter rhinoplasty diagrams, and expert tips enhance rapid acquisition and retention of knowledge
- Concise case analysis with high-quality pre- and postoperative photos
- Videos provide in-depth visual understanding of anatomy and techniques
- Complete and concise outline facilitates finding the solution to any nasal or rhinoplasty problem to guide safe and optimal surgical outcomes

This indispensable, efficient, and reader-friendly reference is a must-have surgical companion for novice and expert rhinoplasty surgeons alike.

This print book includes complimentary access to a digital copy on <https://medone.thieme.com>.

**Previous edition** 978-1-62623-677-6 / March 4, 2014



Scheuermann/Li (Eds.)  
**DNA-Encoded Libraries**

2024.  
716 pp., hardcover  
6.700 X 10.050 IN  
ISBN 978-3-13-245522-1 (Print)

Publication date: March 20, 2024

RRP 2.999,99 € [D]  
RRP US\$ 3.899.99

also available as eBook

### Techniques and methods employed in the preparation and application of DNA-Encoded Libraries.

**DNA Encoded Libraries (DELs) have transformed the way we explore chemical space, accelerating drug discovery and innovation.** This volume contains a collection of articles, bringing together many of the leaders in the field, from both industry and academia, to explore the cutting-edge techniques, strategies, and applications that are reshaping the landscape of chemical synthesis.

The volume covers many aspects of this rapidly expanding field, from DNA-compatible organic reactions to innovative encoding methods and setup strategies, selection procedures, and advanced chemoinformatic techniques.

Whilst background information is provided, the focus of the articles is on the techniques and methods: experts in the field present selected procedures, showing the state of the art in each area covered.

This volume is an indispensable resource for chemists, researchers, and professionals seeking to stay at the forefront of chemical synthesis and drug discovery.



# **OUT OF PRINT**

<b>Date</b>	<b>ISBN</b>	<b>Author</b>	<b>Title</b>	<b>New edition</b>
Feb-24	9781684202195	Gonzalez	Neurointerventional Techniques	9781684201754
Feb-24	9783131714817	Ehrenfeld	Principles of Internal Fixation of the Cranial Maxillofacial Skeleton	9783132453180
Mar-24	9781626231634	Baaj	Handbook of Spine Surgery 2e	9781684205447

## Representatives

EASTERN EUROPE, RUSSIA  
**Mr Jacek Lewinson**  
**Publishers' Representative**  
**Central/Eastern Europe**  
Nowogrodzka 18/20  
00-511 Warszawa, Poland  
Tel. / Fax +48 22 62 83 956  
Mobile +48 50 26 03 290  
[jacek@jaceklewinson.com](mailto:jacek@jaceklewinson.com)

SCANDINAVIA, THE BALTICS  
**Mr David Towle**  
**David Towle International**  
Lagebergsvägen 15  
13667 Stockholm/Vendelsoe  
Sweden  
Tel. +46 8 77 73 962 / Fax -14 70  
Mobile +46 70 60 77 282  
[david@dti.a.se](mailto:david@dti.a.se)

UNITED KINGDOM, IRELAND  
**Mr Sam Thornton**  
**Mare Nostrum**  
39 East Parade  
Harrogate, North Yorkshire, HG1 5LQ  
United Kingdom  
Tel. +44 (0)1423 562 232  
[samthornton@mare-nostrum.co.uk](mailto:samthornton@mare-nostrum.co.uk)

BELGIUM, FRANCE, ITALY, NETHERLANDS  
**Ms Francesca Pollard**  
**Mare Nostrum**  
39 East Parade  
Harrogate, North Yorkshire, HG1 5LQ  
United Kingdom  
Tel. +44 (0)1423 562 232  
[francescapollard@mare-nostrum.co.uk](mailto:francescapollard@mare-nostrum.co.uk)

SPAIN  
**Mr Enrique Gallego**  
Conesa 831 Planta Baja Apart. B  
Capital Federal -  
Buenos Aires CP 01426  
Argentina  
Tel. + 34 620 882 807  
[egallego77@gmail.com](mailto:egallego77@gmail.com)

GREECE, MIDDLE EAST,  
NORTH AFRICA  
**Mr David N. Atiyah**  
**International Publishers**  
**Representative**  
P.O. Box 25731  
1311 Nicosia, Cyprus  
Tel. +357 2 287 23 55 or 23 56 /  
Fax -23 59  
Mobile +961 3 19 25 92  
[info@ipr-pub.com](mailto:info@ipr-pub.com)

SINGAPORE, INDONESIA  
**Mr P.C. Tham**  
**Provider of Content & Information**  
370F Alexandra Road, 10-03  
Singapore 159959  
Singapore  
Tel. +65 936 378 38  
Fax +65 647 259 77  
[pctham@pcipublisher.com](mailto:pctham@pcipublisher.com)

SOUTH KOREA  
**Mr Kyung Han Chung**  
**iGroup Korea (IDC Asia Inc.)**  
#2605, IS Biztower 1, 1-1  
Yangpyeong-dong 5-ga  
Yeongdeungpo-gu, Seoul, 150-105  
South Korea  
Tel. +82 2 69 68 17 02  
[khchung@igroupkorea.com](mailto:khchung@igroupkorea.com)

TAIWAN  
**Mr George Liu**  
**Taiwan Publishers**  
**Marketing Services, Ltd.**  
9F-7, No. 186, Sec 4,  
Nanjing East Rd.,  
Songshan Dist.,  
Taipei, 10595, Taiwan  
Tel. +886-2-25777011  
[george.liu@taiwan-pms.com](mailto:george.liu@taiwan-pms.com)

PR OF CHINA, HONG KONG, MACAU  
**Mr Ben Bai**  
**China Publishers Services Ltd**  
Room 720, Building 402B  
Wang Jing Yuan  
Chaoyang District, Beijing  
PR China  
Mobile +86 189 1075 2902  
[benbai@cps-hk.com](mailto:benbai@cps-hk.com)

## Exclusive Distributors

UNITED KINGDOM, IRELAND  
**Marston Book Services, Ltd**  
160 Eastern Avenue  
Milton Park, Oxfordshire OX14 4SB  
United Kingdom  
Tel. +44 12 35 46 55 27  
Fax +44 12 35 46 55 55  
[trade.orders@marston.co.uk](mailto:trade.orders@marston.co.uk)

PORTUGAL  
**Lidel-Edições Técnicas, LDA.**  
Rua D. Estefania 183  
R/C Dt. 1 Esq.  
1049-057 Lisboa, Portugal  
Tel. +351 213 511 448  
Fax +351 213 522 684  
[lidel@lidel.pt](mailto:lidel@lidel.pt)

IRAN  
**Parsian Publication**  
Suite No.601, Forouzandeh Bldg.  
Accross Tehran University  
Enghelab Street  
1314744345 Tehran, Iran  
Tel. +98 21 66 962 657  
Fax +98 21 66 962 666  
[info@parsianpub.com](mailto:info@parsianpub.com)

AUSTRALIA & NEW ZEALAND  
**Booktopia Publisher Services**  
Head Office & Distribution Centre  
Unit E1, 3-29 Birnie Avenue  
Lidcombe NSW 2141  
Australia  
Tel. +61 2 9045 4349  
[bps@booktopia.com.au](mailto:bps@booktopia.com.au)

# Thieme Group

## International Sales Team

EUROPE, AFRICA, AUSTRALIA, ASIA  
(EXCLUDING BANGLADESH, BHUTAN,  
INDIA, NEPAL, PAKISTAN, SRI LANKA),  
LATIN AMERICA

Georg Thieme Verlag KG  
P.O. Box 30 11 20  
70451 Stuttgart, Germany  
Ruedigerstrasse 14  
70469 Stuttgart  
Germany

Tel. +49 711 89 310  
Fax +49 711 89 410  
[sales@thieme.de](mailto:sales@thieme.de)  
[www.thieme.com](http://www.thieme.com)  
VAT Registration No. DE 147 638 607

### **Ms Dagmar Kirsch**

Director Trade Sales  
Tel. +49 711 8931 957  
[dagmar.kirsch@thieme.de](mailto:dagmar.kirsch@thieme.de)

### **Ms Sue Masters**

Sales Associate  
Tel. +49 711 8931 117  
[sue.masters@thieme.de](mailto:sue.masters@thieme.de)

## INTERNATIONAL RIGHTS

### **Ms Heike Schwabenthan**

International Rights Manager  
Tel. +49 711 8931 148  
Fax +49 711 89 143  
[heike.schwabenthan@thieme.de](mailto:heike.schwabenthan@thieme.de)

## Thieme USA

### AMERICAN CONTINENTS

Thieme Medical Publishers, Inc.  
333 Seventh Avenue  
New York, NY 10001  
USA

Tel. +1 212 760 0888  
Fax +1 212 947 1112  
[customerservice@thieme.com](mailto:customerservice@thieme.com)

### **Dr Cathrin Weinstein**

Senior Vice President,  
Managing Director Thieme USA  
Tel. +1 212 584 4707  
Fax +1 212 947 1112  
[cathrin.weinstein@thieme.com](mailto:cathrin.weinstein@thieme.com)

### **Ms Naamah Schwartz**

Sales Manager  
Tel. +1 212 584 4714  
[naamah.schwartz@thieme.com](mailto:naamah.schwartz@thieme.com)

## Thieme India

BANGLADESH, BHUTAN, INDIA,  
NEPAL, PAKISTAN, SRI LANKA

Thieme Medical and Scientific  
Publishers Pvt. Ltd.  
A-12, Second Floor, Sector -2  
NOIDA -201301  
Uttar Pradesh  
India

Tel. +91 120 45 566 00  
Fax +91 120 45 566 49  
[customerservice@thieme.in](mailto:customerservice@thieme.in)

### **Mr Ajit Kohli**

Managing Director & CEO  
Tel. +91 120 45 566 01  
[ajit.kohli@thieme.in](mailto:ajit.kohli@thieme.in)

### **Mr Latish Chandran**

Senior Manager–Customer Service  
Tel. +91 120 45 566 03  
[latish.chandran@thieme.in](mailto:latish.chandran@thieme.in)

## Thieme Brazil

### BRAZIL

Thieme Brazil  
Thieme Revinter Publicações Ltda.  
Rua do Matoso 170, Tijuca  
Rio de Janeiro, RJ  
CEP 20270-135  
Brazil

Tel. +21 2563-9703  
Fax +21 2563-9705  
[comercialrj@thieme.com.br](mailto:comercialrj@thieme.com.br)

### **Ms Louisa Turrell**

Senior Vice President,  
Managing Director Thieme Brazil  
Tel. +49 711 8931 126  
[louisa.turrell@thieme.de](mailto:louisa.turrell@thieme.de)

### **Mr Rodrigo Pereira**

Head of Marketing & Sales  
Tel. +55 21 2563 9700  
Cell +55 21 9 8229 0812  
[rodrigo.pereira@thieme.com.br](mailto:rodrigo.pereira@thieme.com.br)

# Thieme Group Returns Policy

Effective from 1st January 2009

All consignments by Thieme Publishers are delivered without any automatic returns authorization provision. All returns are governed by the following rules:

## General Remarks

- For all returns, authorization is granted strictly at the discretion of the publisher, except for faulty, damaged or wrongly delivered titles (see below)
- The basic principle for returns in any one year is that these should not exceed 5% of the previous year's net turnover for any one company
- The publisher does not guarantee to send back any products that are outside these returns rules and reserves the right to destroy these without compensation.
- Transport costs for returns are covered by the sender (except for Item 4)

## 1) Full credit can be granted only if

- prior permission to return has been requested and authorized
- the request for permission to return states invoice number, date, and reason for return
- returns are in mint condition, without defacing marks, stickers or security devices
- the request for return authorization is made at the latest twelve (12) months from invoice date
- returns are made directly to our warehouse address

## 2) No credit will be granted if products are

- returned without prior authorization
- not returned in a resalable condition as described above
- not accompanied by a delivery note listing invoice numbers and dates
- old or out-of-print editions returned more than three (3) months after publication of the new edition

## 3) No returns can be accepted or authorized

- if made or requested later than twelve (12) months from invoice date
- if made for the previous edition of a newly published work later than 3 months from publication date
- for offline electronic or audiovisual material for continuation orders, series orders and reduced-price or special priced books or sets
- for books with a selling price value (gross) of less than Euro 50.

## 4) No prior permission is required for

- imperfect copies
- wrongly delivered books (publisher's error)

In such cases, please include invoice number, date, and reason for return.

For our full terms and conditions please go to

[https://www.thieme.com/termsoftrade\\_partners](https://www.thieme.com/termsoftrade_partners)