
2026 Quarter 2 Advanced Book Information

Featured Titles


- Apr-26 Video Atlas of Minimally Invasive Cranial Surgery: A Step-by-Step Approach, 1st Edition
- May-26 Neurosurgery Primary Examination Review: Questions and Answers, 1st Edition
- Jun-26 Operative Fundamentals in Neurological Surgery, 1st Edition

Radiology Titles

- Jun-26 Breast Imaging Q&A for the Radiology Boards

Additional Information

[Representatives & Exclusive Distributors](#)



Jean et al.
Video Atlas of Minimally Invasive Cranial Surgery

2026.
 290 pp., 286 illus., hardcover
 7.000 X 10.000 IN
 ISBN 978-1-68420-639-1 (Print)

Publication date: April 15, 2026

RRP 220,00 € [D]
 RRP US\$ 240.00

also available as eBook

An insightful video guide to minimally invasive cranial surgery from renowned global pioneers

During the last three decades, minimally invasive cranial (“keyhole”) surgery has proven to be an effective and safe approach that reduces postoperative patient recovery time and pain. Yet, aside from endoscopic endonasal surgery, a transcranial subset of procedures is not taught as standard practice in the majority of training programs around the world. *Video Atlas of Minimally Invasive Cranial Surgery: A Step-by-Step Approach* by minimally invasive neurosurgery experts Walter C. Jean, Franco Rubino, Ivo Peto, and Kunal Vakharia underscores the importance of incorporating groundbreaking approaches in the standard repertoire of contemporary neurosurgery and modernizing its teaching.


The book is organized by nine cranial regions, encompassing the orbit, sella/parasellar, anterior cranial fossa/circle of Willis, third ventricle, pineal, petrous apex, infratemporal fossa, retrosigmoid/lateral suboccipital, and clivus and craniocervical, followed by Part 10 that covers supratentorial approaches. Each of the chapters is consistently formatted with an introduction, followed by pertinent anatomy, brief case discussions with accompanying videos, operative setups, approach selection, exposure, key steps, and potential risks and avoidance strategies.

Key Highlights

- Features case studies from an impressive group of second- and third-generation MINS clinicians from around the globe
- Provides step-by-step guidance and surgical nuances throughout 34 videos
- Enhances understanding of complex anatomy via high-quality, annotated illustrations and MRI images

This unique resource provides a significant contribution to the advancement of MINS. It is an essential reference for every neurosurgery resident, fellow, and practitioner who is interested in furthering the ongoing evolution of MINS and standard of care in the field.

This print book includes a scratch off code to access a complimentary digital copy on MedOne.



Khalid/Citow
Neurosurgery Primary Examination Review

2026.
 approx. 266 pp., approx. 196 illus., softcover
 7.000 X 10.000 IN
 ISBN 978-1-68420-614-8 (Print)

Publication date: May 13, 2026

RRP approx. 145,00 € [D]
 RRP approx. US\$ 160.00

also available as eBook

A structured, must-have resource for neurosurgical residents at every stage of preparation

Neurosurgery Primary Board Review: Questions & Answers by Syed I. Khalid, Jonathan Citow, and esteemed contributors provides a high-yield, board-style Q&A format that spans foundational neuroscience through advanced clinical areas. The content aligns with core topics on the ABNS primary examination, including coverage of neuropathology, neuroanatomy, neurophysiology, neuro-oncology, spine, vascular, trauma/critical care, and ethics. The reader-friendly format transforms vast neurosurgical content into active-recall exercises that reinforce key concepts, sharpen clinical decision-making, and simulate exam-style conditions.


The eight consistently formatted chapters are organized by vascular/endovascular, neurooncology, spine, pediatric neurosurgery, functional/epilepsy, trauma/critical care, peripheral nerve, and core competencies. High-yield questions are followed by concise summaries, illustrative clinical vignettes, and first-rate radiographic and pathologic images. The layout is designed to enable quick acquisition of key facts prior to delving into detailed, evidence-based explanations.

Key Highlights

- Cements key concepts and sharpens clinical decision-making in real time with bite-sized scenarios
- Fosters deeper learning with clinical application of concepts and reasoning that delineates correct and incorrect answers
- Reinforces test-taking strategies and enhances operative preparedness by integrating clinical vignettes with clear radiographic images
- Enables readers to test their mastery, one ABNS exam topic and question at a time

This unique book provides the quintessential resource for every neurosurgical resident and neurosurgeon prepping to take the ABNS primary exam. It will also benefit neurosurgeons who need to review core topics prior to taking maintenance of certification exams.

This print book includes a scratch off code to access a complimentary digital copy on MedOne.



Agarwal et al. (Ed.)
Operative Fundamentals in Neurological Surgery

2026.
 approx. 402 pp., approx. 310 illus., softcover
 7.000 X 10.000 IN
 ISBN 978-1-68420-561-5 (Print)

Publication date: June 17, 2026

RRP approx. 155,00 € [D]
 RRP approx. US\$ 170.00

also available as eBook

The Go-to Reference for Acquisition of Neurosurgical Operative Knowledge

Traditional learning methods and static didactics are no longer sufficient in an era of rapidly advancing surgical tools and increasingly complex operative approaches. *Operative Fundamentals in Neurological Surgery* edited by Nitin Agarwal, Hanna N. Algattas, Edward G. Andrews, Kamil W. Nowicki, and Xiaoran Zhang fills a gap in the literature. The book provides a unique compilation of neurosurgical “cliff notes” to help residents and faculty acquire knowledge of the most frequent operations performed in neurosurgery – clearly, quickly, and efficiently.

This high-yield handbook reflects the depth and breadth of cases encountered during neurosurgical residency. Each chapter presents a focused snapshot of a single operative approach, summarizing key anatomical landmarks, positioning, steps, and technical considerations necessary for safe and effective execution. This resource provides a meaningful step forward on the path to becoming a capable, confident, and thoughtful neurosurgeon.

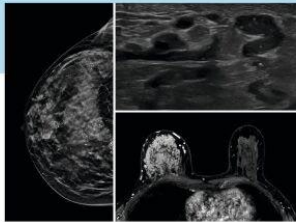
Key Highlights

- Addresses the demands of contemporary neurosurgical education, with clear and concise explanations and insightful procedural guidance
- Includes general and nuanced concepts from a highly accomplished group of neurosurgeons across all subspecialties
- Enhances understanding and the ability to perform procedures via videos

This print book includes a scratch off code to access a complimentary digital copy on MedOne.

Breast Imaging Q&A for the Radiology Boards

Diana L. Lam
Elizabeth M. Valencia
Matthew D. Phelps



Lam/Valencia/Phelps

Breast Imaging Q&A for the Radiology Boards

2026.

approx. 220 pp., approx. 100 illus., softcover

8.500 X 11.000 IN

ISBN 978-1-68420-728-2 (Print)

Publication date: June 17, 2026

RRP approx. 90,00 € [D]

RRP approx. US\$ 100.00

also available as eBook

Prep for breast imaging on radiology board exams with case-driven learning and expert insights

Breast imaging plays a pivotal role in the early detection, diagnosis, and management of breast cancer—the most common malignancy among women worldwide. *Breast Imaging Q&A for the Radiology Boards*, written by fellowship-trained academic breast radiologists Diana L. Lam, Elizabeth M. Valencia, Matthew D. Phelps, and trainees, is designed to help radiology residents and fellows prepare for radiology board exams. The image-rich resource provides a structured, exam-focused review that mirrors the questions and topics encountered on both the written and oral exams.

This unique book enhances understanding of breast imaging modalities, while providing the ability to apply standardized terminology, interpret complex findings, and navigate regulatory frameworks. One hundred case-based chapters condense complex breast imaging concepts into clear explanations paired with high-yield questions. This approach helps readers identify knowledge gaps and reinforce critical points efficiently. The text bridges the gap between theory and practice with high-quality images, detailed explanations, key teaching points, and evidence-based recommendations.

Key Features

- Thoughtfully curated cases reflect real-world scenarios encountered in clinical practice
- Detailed explanations and references reinforce understanding of core concepts
- Comprehensive coverage of breast imaging modalities and topics ensures thorough preparation of exam-relevant material

This trusted radiology companion provides a practical, case-based review that will help radiology residents and fellows improve breast imaging knowledge, develop confidence and competence, and improve board exam performance.

This print book includes a scratch off code to access a complimentary digital copy on MedOne.

Representatives

EASTERN EUROPE, RUSSIA
Mr Jacek Lewinson
Publishers' Representative
Central/Eastern Europe
Nowogrodzka 18/20
00-511 Warszawa, Poland
Tel. / Fax +48 22 62 83 956
Mobile +48 50 26 03 290
jacek@jaceklewinson.com

SCANDINAVIA, THE BALTICS
Mr David Towle
David Towle International
Lagebergsvägen 15
13667 Stockholm/Vendelsoe
Sweden
Tel. +46 8 77 73 962 / Fax -14 70
Mobile +46 70 60 77 282
david@dti.a.se

UNITED KINGDOM, IRELAND
Mr Sam Thornton
Mare Nostrum
39 East Parade
Harrogate, North Yorkshire, HG1 5LQ
United Kingdom
Tel. +44 (0)1423 562 232
samthornton@mare-nostrum.co.uk

BELGIUM, FRANCE, ITALY, NETHERLANDS
Ms Francesca Pollard
Mare Nostrum
39 East Parade
Harrogate, North Yorkshire, HG1 5LQ
United Kingdom
Tel. +44 (0)1423 562 232
francescapollard@mare-nostrum.co.uk

SPAIN
Mr Enrique Gallego
Conesa 831 Planta Baja Apart. B
Capital Federal -
Buenos Aires CP 01426
Argentina
Tel. + 34 620 882 807
egallego77@gmail.com

GREECE, MIDDLE EAST,
NORTH AFRICA
Mr David N. Atiyah
International Publishers
Representative
P.O. Box 25731
1311 Nicosia, Cyprus
Tel. +357 2 287 23 55 or 23 56 /
Fax -23 59
Mobile +961 3 19 25 92
info@ipr-pub.com

SINGAPORE, INDONESIA
Mr P.C. Tham
Provider of Content & Information
370F Alexandra Road, 10-03
Singapore 159959
Singapore
Tel. +65 936 378 38
Fax +65 647 259 77
pctham@pcipublisher.com

SOUTH KOREA
Mr Kyung Han Chung
iGroup Korea (IDC Asia Inc.)
#2605, IS Biztower 1, 1-1
Yangpyeong-dong 5-ga
Yeongdeungpo-gu, Seoul, 150-105
South Korea
Tel. +82 2 69 68 17 02
khchung@igroupkorea.com

TAIWAN
Mr George Liu
Taiwan Publishers
Marketing Services, Ltd.
9F-7, No. 186, Sec 4,
Nanjing East Rd.,
Songshan Dist.,
Taipei, 10595, Taiwan
Tel. +886-2-25777011
george.liu@taiwan-pms.com

PR OF CHINA, HONG KONG, MACAU
Mr Ben Bai
China Publishers Services Ltd
Room 720, Building 402B
Wang Jing Yuan
Chaoyang District, Beijing
PR China
Mobile +86 189 1075 2902
benbai@cps-hk.com

Exclusive Distributors

UNITED KINGDOM, IRELAND
Marston Book Services, Ltd
160 Eastern Avenue
Milton Park, Oxfordshire OX14 4SB
United Kingdom
Tel. +44 12 35 46 55 27
Fax +44 12 35 46 55 55
trade.orders@marston.co.uk

PORTUGAL
Lidel-Edições Técnicas, LDA.
Rua D. Estefania 183
R/C Dt. 1 Esq.
1049-057 Lisboa, Portugal
Tel. +351 213 511 448
Fax +351 213 522 684
lidel@lidel.pt

IRAN
Parsian Publication
Suite No.601, Forouzandeh Bldg.
Accross Tehran University
Enghelab Street
1314744345 Tehran, Iran
Tel. +98 21 66 962 657
Fax +98 21 66 962 666
info@parsianpub.com

AUSTRALIA & NEW ZEALAND
Booktopia Publisher Services
Head Office & Distribution Centre
Unit E1, 3-29 Birnie Avenue
Lidcombe NSW 2141
Australia
Tel. +61 2 9045 4349
bps@booktopia.com.au

Thieme Group

International Sales Team

EUROPE, AFRICA, AUSTRALIA, ASIA
(EXCLUDING BANGLADESH, BHUTAN,
INDIA, NEPAL, PAKISTAN, SRI LANKA),
LATIN AMERICA

Georg Thieme Verlag KG
P.O. Box 30 11 20
70451 Stuttgart, Germany
Oswald-Hesse-Strasse 50
70469 Stuttgart-Feuerbach
Germany

Tel. +49 711 89 310
Fax +49 711 89 410
sales@thieme.de
www.thieme.com
VAT Registration No. DE 147 638 607

Ms Dagmar Kirsch

Director Trade Sales
Tel. +49 711 8931 957
daqmar.kirsch@thieme.de

Ms Sue Masters

Sales Associate
Tel. +49 711 8931 117
sue.masters@thieme.de

INTERNATIONAL RIGHTS

Ms Heike Schwabenthan

International Rights Manager
Tel. +49 711 8931 148
Fax +49 711 89 143
heike.schwabenthan@thieme.de

Thieme USA

AMERICAN CONTINENTS

Thieme Medical Publishers, Inc.
333 Seventh Avenue
New York, NY 10001
USA

Tel. +1 212 760 0888
Fax +1 212 947 1112
customerservice@thieme.com

Dr Cathrin Weinstein

Senior Vice President,
Managing Director Thieme USA
Tel. +1 212 584 4707
Fax +1 212 947 1112
cathrin.weinstein@thieme.com

Ms Naamah Schwartz

Sales Manager
Tel. +1 212 584 4714
naamah.schwartz@thieme.com

Thieme India

BANGLADESH, BHUTAN, INDIA,
NEPAL, PAKISTAN, SRI LANKA

Thieme Medical and Scientific
Publishers Pvt. Ltd.
A-12, Second Floor, Sector -2
NOIDA -201301
Uttar Pradesh
India

Tel. +91 120 45 566 00
Fax +91 120 45 566 49
customerservice@thieme.in

Mr Ajit Kohli

Managing Director & CEO
Tel. +91 120 45 566 01
ajit.kohli@thieme.in

Mr Latish Chandran

Senior Manager–Customer Service
Tel. +91 120 45 566 03
latish.chandran@thieme.in

Thieme Brazil

BRAZIL

Thieme Brazil
Thieme Revinter Publicações Ltda.
Rua do Matoso 170, Tijuca
Rio de Janeiro, RJ
CEP 20270-135
Brazil

Tel. +21 2563-9703
Fax +21 2563-9705
comercialrj@thieme.com.br

Ms Louisa Turrell

Senior Vice President,
Managing Director Thieme Brazil
Tel. +49 711 8931 126
louisa.turrell@thieme.de

Mr Rodrigo Pereira

Head of Marketing & Sales
Tel. +55 21 2563 9700
Cell +55 21 9 8229 0812
rodrigo.pereira@thieme.com.br

Thieme Group Returns Policy

Effective from 1st January 2009

All consignments by Thieme Publishers are delivered without any automatic returns authorization provision. All returns are governed by the following rules:

General Remarks

- For all returns, authorization is granted strictly at the discretion of the publisher, except for faulty, damaged or wrongly delivered titles (see below)
- The basic principle for returns in any one year is that these should not exceed 5% of the previous year's net turnover for any one company
- The publisher does not guarantee to send back any products that are outside these returns rules and reserves the right to destroy these without compensation.
- Transport costs for returns are covered by the sender (except for Item 4)

1) Full credit can be granted only if

- prior permission to return has been requested and authorized
- the request for permission to return states invoice number, date, and reason for return
- returns are in mint condition, without defacing marks, stickers or security devices
- the request for return authorization is made at the latest twelve (12) months from invoice date
- returns are made directly to our warehouse address

2) No credit will be granted if products are

- returned without prior authorization
- not returned in a resalable condition as described above
- not accompanied by a delivery note listing invoice numbers and dates
- old or out-of-print editions returned more than three (3) months after publication of the new edition

3) No returns can be accepted or authorized

- if made or requested later than twelve (12) months from invoice date
- if made for the previous edition of a newly published work later than 3 months from publication date
- for offline electronic or audiovisual material for continuation orders, series orders and reduced-price or special priced books or sets
- for books with a selling price value (gross) of less than Euro 50.

4) No prior permission is required for

- imperfect copies
- wrongly delivered books (publisher's error)

In such cases, please include invoice number, date, and reason for return.

For our full terms and conditions please go to

https://www.thieme.com/termsoftrade_partners

