



INTERNATIONAL
TENNIS HALL OF FAME

Women and Tennis

Lesson 4: Venus & Serena Williams

Unit Overview: As students work through the activities in this unit they will be introduced to some important women in tennis. They will explore, through varied learning experiences, these women's significance to the game of tennis, but more importantly their impact on the landscape of history. The activities that accompany this unit are geared towards grades 6-8, the students' multiple intelligences, and will provide academic challenges at multiple levels of cognitive complexity while satisfying the goal of working towards mastery of grade appropriate common core standards of *Literacy in History/Social Studies, Science, and Technical Subjects*.

Objectives:

Students will be able to-

- Form an understanding of the contribution that Venus & Serena Williams made to their sport in regard to the game of tennis and as women athletes in general.
- Gain background knowledge through vocabulary activities and comprehension activities (such as guided questioning and using appropriate graphic organizers) about the late 1990s and 2000s and about how the Williams sisters contributed in a significant way to their specific time in history.
- Work cooperatively in a small group environment to complete a hands-on design project directly related to cutting edge tennis fashion.
- Demonstrate what they have learned about the Williams sisters, their significance to the game, and their place in history by successfully completing guided questioning activities, group organizers, and by taking part in meaningful classroom discussions.

Lesson Time Required: One hour or less per lesson



Serena Williams

Serena Williams embodies style, power, beauty and courage. Currently ranked #1, Serena has overcome insurmountable odds to win 21 career Grand Slams. Not only is she remarkable at tennis, her success with endeavors outside of the sport include film, television, fashion and philanthropy. Her tennis ability combined with her off-court activity makes her one of the most recognizable names and faces in the world—an icon.

Serena was born September 26, 1981 in Saginaw, Michigan, to Richard and Oracene Williams. While still an infant, the family moved to Compton, California where she began playing tennis at the age of four. At nine, Serena and her family moved to West Palm Beach, Florida. Since that time, she has become one of the most dominant figures in tennis.

Venus Williams

Athlete. Entrepreneur. Best-selling author. Olympic Gold medalist. Activist. Designer. Daughter. Sister. Champion. Each of these describes Venus Williams, but on their own they fail to capture the sum of her person.

Growing up in a tight-knit family and coached by her parents Richard and Oracene, Williams entered the pro ranks of the Women's Tennis Association when she was 14 years old. Her attacking style and impressive physicality immediately caught the attention of the tennis industry. Soon, the whole world was watching Williams rack up 43 WTA Tour titles, three Olympic Gold medals, break the record for fastest serve ever recorded (129 mph), and compete in the longest finals match in Wimbledon history (two hours and 45 minutes).

Venus Williams items on display in the Museum:



WTA Tour Equal Prize Money Recognition Award, 2007

Sterling Cut Glass Co. (American)

The Sony Ericsson WTA Tour created this one-of-a-kind display—containing a ball from the 2007 Wimbledon Championships autographed by finalists Venus Williams and Marion Bartoli—to recognize the achievement of securing equal prize money for women in all four of the Grand Slam tournaments. In 2007 Roland Garros and Wimbledon agreed to do so, following the Australian Open and the US Open who have provided equal prize money since 2000 and 1973 respectively.

Gift of the Sony Ericsson WTA Tour, 2009

2009.14.1 a-c

Location: Area 3, WTA Virginia Slims and Prize Money Case



Dress worn by Venus Williams, 2010

Eleven by Venus Williams (American)

With its skin-toned lining, this “see-through” black lace dress shocked and awed audiences during the 2010 French Open at Stade Roland Garros in Paris and around the world. Venus’s daring ensemble entertained viewers of the second Grand Slam event of the year.

Gift of Venus Williams, 2010

2010.21.1

Location: Area 3, WTA Fashion, Players, Year End Champs Case

Serena Williams items on display in the Museum:



Serena Williams’s Catsuit, 2002

Puma (German)

The form-fitting Lycra “catsuit” made headlines and raised eyebrows when Serena Williams wore it as she dominated the 2002 US Open. Although Williams credited the outfit for the supreme confidence with which she was playing, it was not worn when she completed a “Serena Slam” in Melbourne at the 2003 Australian Open, becoming the fifth woman in history to hold all four major titles at the same time.

Gift of Serena Williams, 2003

2003.22.1

Location: Area 3, WTA Fashion, Players, Year End Champs Case



Serena Williams’s Gold Tennis Shoe, 2002

Puma (Germany)

Williams sported the gilt tennis shoe style during the 2002 French Open Women’s Singles Championships at Stade Roland Garros. She defeated her older sister Venus 7-5, 6-3 to win her first French Open title.

Gift of Serena Williams, 2002

2002.48

Location: Area 3, WTA Fashion, Players, Year End Champs Case



Dress and tennis shoes worn by Serena Williams, 2010

Nike, Inc. (American)


At the 2010 Australian Open, Serena Williams defended her 2009 title by defeating Justine Henin of Belgium 6-4, 3-6, 6-2. This was Serena's 12th major singles title and an Open Era record 5th at the Australian Open.

Gift of Dianne Hayes on behalf of Nike, Inc. and Serena Williams, 2010

2010.12.1 and 2010.12.2a&b

Location: Area 3, Grand Slam Gallery, Center Case

Venus & Serena items on display:



Venus & Serena: Serving from the Hip

(author) Venus Williams (American, 1980-)

(author) Serena Williams (American, 1981-)

(contributor) Hilary Beard (American, unknown)

(publisher) Houghton Mifflin Company (American)

2007

ITHF&M Collection

PUB.2005.23

Location: Area 3, WTA Fashion, Players, Year End Champs Case

Possible Sources:

- *Venus and Serena Williams* by Virginia Aronson
- *Venus Williams* by John Bankston
- *On the Line* by Serena Williams
- *Venus & Serena: Serving from the hip* by Venus & Serena Williams with Hilary Beard

Materials Needed:

- Vocabulary Builder #4
- Documentary *Venus and Serena: Discover the truth behind the legends*
- Large human cutouts (newsprint silhouettes could be substituted for large human cutouts)
- Various craft materials (feathers, fabric, ribbon...)
- Product rubric

Vocabulary:

- **Cutting edge-** (adj.) state of the art, the highest level of development, as of a device, technique, or scientific field
- **Trailblazer-** (n.) a person who makes a new track through wild country
a pioneer; an innovator
- **Compton-** a city in southern Los Angeles County, California, United States,
situated south of downtown Los Angeles

Common Core Standards:

Literacy in History/Social Studies, Science, and Technical Subjects:

- **Key ideas and details**
 - CCSS.ELA-Literacy.RH.6-8.1 Cite specific textual evidence to support analysis of primary and secondary sources.
 - CCSS.ELA-Literacy.RH.6-8.2 Determine the central ideas or information of a primary or secondary source; provide an accurate summary of the source distinct from prior knowledge or opinions.
 - CCSS.ELA-Literacy.RH.6-8.3 Identify key steps in a text's description of a process related to history/social studies (e.g., how a bill becomes law, how interest rates are raised or lowered).
- **Craft and Structure**
 - CCSS.ELA-Literacy.RH.6-8.4 Determine the meaning of words and phrases as they are used in a text, including vocabulary specific to domains related to history/social studies.
 - CCSS.ELA-LITERACY.RH.6-8.5 Describe how a text presents information (e.g., sequentially, comparatively, causally).
 - CCSS.ELA-LITERACY.RH.6-8.6 Identify aspects of a text that reveal an author's point of view or purpose (e.g., loaded language, inclusion or avoidance of particular facts).
- **Integration of Knowledge and Ideas:**
 - CCSS.ELA-LITERACY.RH.6-8.7 Integrate visual information (e.g., in charts, graphs, photographs, videos, or maps) with other information in print and digital texts.
 - CCSS.ELA-LITERACY.RH.6-8.8 Distinguish among fact, opinion, and reasoned judgment in a text.
 - CCSS.ELA-LITERACY.RH.6-8.9 Analyze the relationship between a primary and secondary source on the same topic.
- **Research to Build and Present Knowledge**
 - CCSS.ELA-LITERACY.W.6.7 Conduct short research projects to answer a question, drawing on several sources and refocusing the inquiry when appropriate.
 - CCSS.ELA-LITERACY.W.6.8 Gather relevant information from multiple print and digital sources, assess the credibility of each source; and quote or paraphrase the data and conclusions of others while avoiding plagiarism and providing basic bibliographic information for sources
 - CCSS.ELA-LITERACY.W.6.9 Draw evidence from literary or informational texts to support analysis, reflection, and research.

Lesson & Activity

Teaching/Model

1. Vocabulary Builder: Each student will receive a Vocabulary Builder graphic organizer. The teacher will read each word and ask the students to fill in bubble 1 if they have never heard the word before, bubble 2 if they have heard the word but are unsure of the definition or bubble 3 if they know the word and can give the definition and use it in a sentence.
2. The teacher will work collaboratively with the students to come up with a working definition of the words on the graphic organizer and a sentence using the words as they pertain to the lesson at hand.
3. ****All Students**
 - a. The students will watch the documentary *Venus and Serena: Discover the truth behind the legends*
 - b. The teacher will showcase Venus and Serena's "cutting edge" tennis fashion by showing the overheads of some of the many daring (and often criticized) tennis outfits they have worn on the tennis court. Through this activity the teacher will integrate visual information such as videos and overhead transparencies with other information in digital text. **End of week one**
 - c. The teacher will begin week two with a review of showcased "cutting edge" tennis outfits worn on the tennis court by Venus and Serena Williams.
 - d. The students will be broken into small groups. Each group will be given a human-sized cardboard cutout and a package of supplies. (All groups will have the exact same supplies). Students will use these supplies and the Product Rubric provided to create a "cutting edge," original tennis outfit. **End of week two.**

Vocabulary Builder #4

Target Word ❖ Rate of the Target Words. Rate each one using the scale below.	Definition ❖ Write in the Target Words' definition.	Sentence ❖ Use your Target Words in a sentence.
<p>cutting edge</p> <p>① ② ③</p>		
<p>trail blazer</p> <p>① ② ③</p>		
<p>Compton</p> <p>① ② ③</p>		
<p>Rating Scale</p> <p>① = I don't know it at all. ② = I've seen it before. ③ = I might know it.</p>		

ICONS. RIVALS. CHAMPIONS. SISTERS.

VENUS AND SERENA

DISCOVER THE TRUTH BEHIND THE LEGENDS.

"AN ENGAGING PORTRAIT THAT WINS THE GAME"

- *The Hollywood Reporter*

"COMPELLING"

- EBONY



 magnolia
home entertainment


DVD

Venus And Serena Williams' Coolest Tennis Outfits

Game, set, match.


12/18/2013 09:00 am ET

Michelle Persad Fashion Editor, The Huffington Post




When it comes to the top athletes with the best wardrobes, [Venus](#) and [Serena Williams](#) are at the top of our list. The sisters not only know how to hit a killer backhand, but they also know how to have fun on the court. Remember Serena's black Puma catsuit from 2002? Or Venus' lingerie look in 2010?

In honor of the U.S. Open, which starts August 31, we've rounded up a few of Venus and Serena's craziest and coolest outfits from the past few decades. Keep on keepin' on, ladies -- you make tennis worth watching, for more reasons than one.



Serena Williams in 1992.



Serena Williams at French Open in 1998.




Serena Williams at the U.S. Open in 2002.




Getty Images

Serena Williams at the US Open in 2004.



Getty Images


Venus Williams at the US Open in 2005.



Serena Williams at the Australian Open in 2005.



Serena Williams at the Australian Open in 2007.



•
Serena Williams at the Madrid Open in 2010.




Venus Williams at the Rome Open in 2010.



Venus Williams at the French Open in 2010.




Venus Williams at Australian Open in 2011.



Venus Williams at Wimbledon in 2011.



Venus Williams at the US Open in 2013.



•
Serena Williams at the US Open in 2014.




(Credit: Getty Images/ Michael Dodge)

Serena Williams serves in her third-round match against Daria Kasatkina during day five of the 2016 Australian Open at Melbourne Park on Jan. 22, 2016 in Melbourne, Australia.




(Credit: AP)

Venus Williams stretches to return a shot to Timea Bacsinszky, of Switzerland, during the second round of the U.S. Open tennis tournament Wednesday, Aug. 27, 2014, in New York.



(Credit: Getty Images)

Serena Williams plays a return during her women's quarter-final in the [French Open tennis](#) championship at the [Roland Garros](#) stadium in [Paris](#). Stosur won 2-2, 7-6, 8-6. (June 2, 2010)



Credit: Getty Images

Venus Williams reacts during her women's third round match against Russia's Nadia Petrova in the French Open tennis championship at the Roland Garros stadium in Paris. Petrova won 6-4, 6-3. (May 30, 2010)



(Credit: AP)

Venus Williams reacts after defeating Spain's [Arantxa Parra Santonja](#) during their second round match of the [French Open tennis](#) tournament at the [Roland Garros](#) stadium in [Paris](#). (May 26, 2010)

ADVERTISEMENT




ADVERTISING IMAGE
© 2010 Getty Images

Venus Williams returns a ball to [Aravane Rezai](#) during their final match of the [Madrid Masters](#) on May 16, 2010 at the Caja Magic sports complex in [Madrid](#). [Aravane Rezai](#) won 6-2, 7-5.



(Credit: AP)

Serena Williams returns a ball to [Svetlana Kuznetsova](#) of Russia during their singles match at the WTA Tennis Championships, in Doha, [Qatar](#). (Oct. 27, 2009)




(Credit: Newsday photo (J. Conrad Williams Jr.)

Venus Williams pumps her fist while dealing with pain in her left knee, after defeating [Magdalena Rybarikova](#) of Slovakia in straight sets 6-2, 7-5, at the [US Open](#) Championships in Arthur Ashe Stadium at the [Billie Jean King](#) Tennis Center. (Aug. 4 2009)



(Credit: Getty Images)

Serena Williams celebrates following her victory during the third round match against Maria Jose Martinez Sanchez of Spain on day seven of the [French Open](#) at [Roland Garros](#) in [Paris](#). (May 30, 2009)



(Credit: Jason DeCrow)

Runner up [Venus Williams](#) and champion [Serena Williams](#) pose with tennis great Billy Jean King after the finals of the [Billie Jean King Cup](#) tennis tournament at Madison Square Garden in [Manhattan](#). [Serena](#) defeated [Venus](#) 6-4, 6-3 to claim the title. (March 2, 2009)



(Credit: Getty Images)

Venus Williams celebrates match point against [Elena Dementieva](#) of Russia in their round robin match during the [Sony Ericsson Championships](#) at the Khalifa Tennis Complex in Dohar, [Qatar](#). (Nov. 5, 2008)



(Credit: Newsday photo / Kathy Kumonaki)

Serena Williams reacts after returning ball hit against [Venus Williams](#) during their quarterfinal match at the [US Open](#) Tennis Tournament. (Sept. 3, 2008

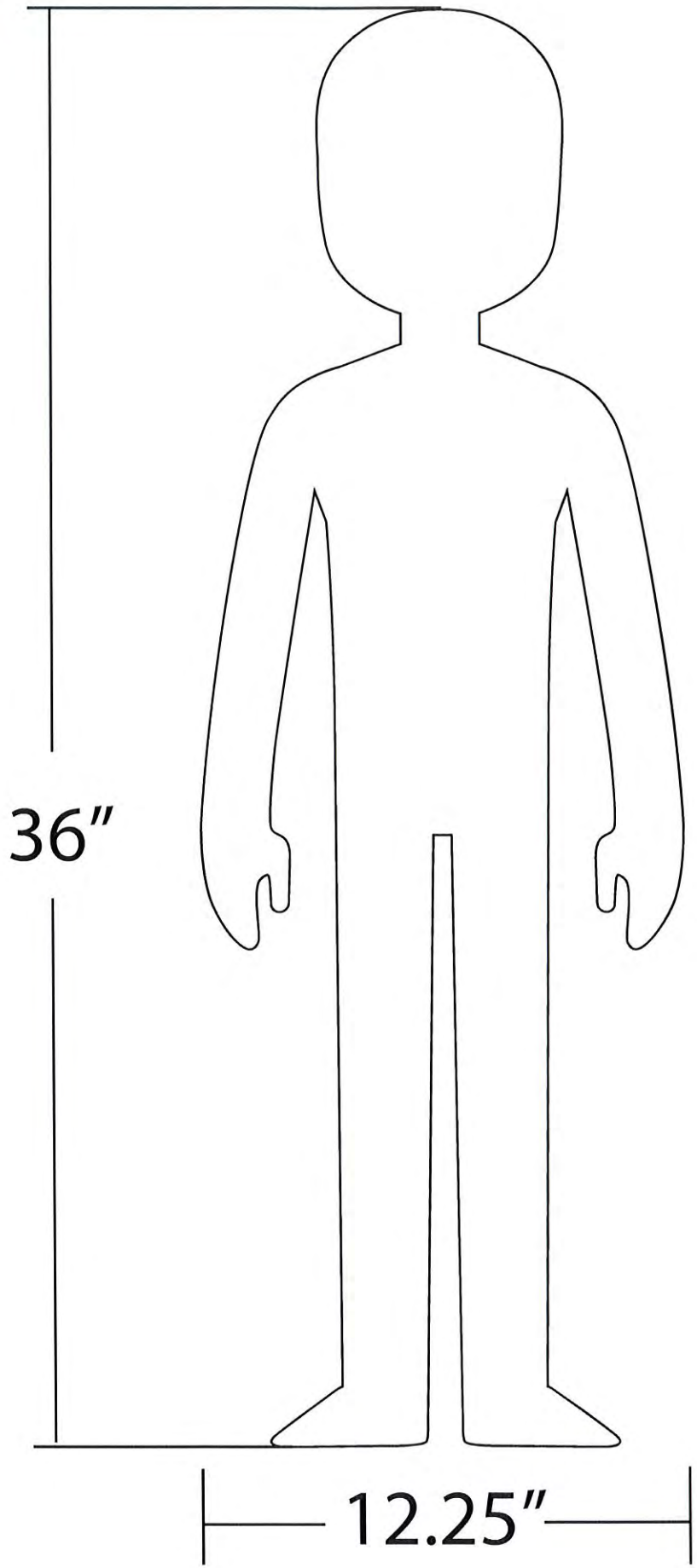


(Credit: Bloomberg News)

Venus Williams reacts at a missed point to Flavia [Pennetta](#) of Italy during their match on the sixth day of the French Open in [Paris](#). Pennetta won the match 7-5, 6-3. (May 30, 2008)

**“Cutting Edge” Tennis Fashion
Rubric**

	Exceeds	Meets	Approaching
Flexibility and Adaptability	The student is able to envision multiple ways of responding to a variety of viewpoints and independently adapts/response accordingly.	When presented with a variety of viewpoints, the student appropriately reflects and adapts/responds to the situation.	The student lacks flexibility and does not consider alternative viewpoints in response to a situation.
Contributions & Work Ethic	The student consistently completes assignments and duties in a timely manner. The student’s work ethic and preparation enhances the task/process.	The student consistently completes assignments and duties in a timely manner. The student’s work ethic and preparation complements the task/process	The student does not complete assignment and duties in a timely manner. The student’s work ethic and preparation hinders the task/process.
Leadership & Initiative	The student provided leadership in the group by thoughtfully organizing and dividing the work checking on progress and/or providing focus and direction for the project.	The student played an active role in generating new ideas took initiative in getting tasks organized and completed and sought help when needed.	The student played a passive role, generating few ideas, tending to do only what told to do by others and/ or did not seek help when needed.
Understanding – Extract both literal and figurative meaning in a variety of contexts	The student independently extracts both literal and figurative meaning from the task and/or material.	With direction , the student extracts both literal and figurative meaning from the task and/or material.	The student does not extract literal and/or figurative meaning from the task and/or material.



36"

12.25"

VENUS AND SERENA

DISCOVER THE TRUTH

BEHIND THE LEGENDS

"THRILLING"

BY STEVE SIMPSON

"HIGHLY ENJOYABLE"

BY GUY CARROLL

"ENTHRALLING"

BY GUY CARROLL

"FASCINATING"

BY GUY CARROLL

"ENGAGING"

BY GUY CARROLL

"OUTSTANDING"

BY GUY CARROLL



ONLY ON **VISU AM**

© 2014 VISU AM. ALL RIGHTS RESERVED. VISU AM IS A REGISTERED TRADEMARK OF VISU AM. VISU AM IS A REGISTERED TRADEMARK OF VISU AM. VISU AM IS A REGISTERED TRADEMARK OF VISU AM.

